

***Kochiproductus* and *Leptodus* (Brachiopoda) from the Middle Permian of the Obama area, South Kitakami Belt, northeast Japan**

Jun-ichi TAZAWA*

Abstract

Two brachiopod species, a Boreal element *Kochiproductus* sp. and a Tethyan element *Leptodus nobilis* (Waagen), are described from the Middle Permian (Wordian) Oyakejima Formation of the Obama area, South Kitakami Belt, northeast Japan. The stratigraphical and geographical distributions of the genus *Kochiproductus* and *Leptodus nobilis* are summarized.

Key words: Boreal-Tethyan mixed fauna, *Kochiproductus*, *Leptodus*, Middle Permian, palaeobiogeography, South Kitakami.

Introduction

Middle Permian brachiopod faunas of the South Kitakami Belt, northeast Japan are characterized by the mixture of the Boreal and Tethyan elements (Tazawa, 1979; 1987, 1991, 1998; Nakamura and Tazawa, 1990; Tazawa et al., 2000; Tazawa and Ibaraki, 2000). These faunas suggest that the South Kitakami region was a part of the continental shelf bordering the northern and eastern margins of Sino-Korea (North China) in the middle palaeolatitude of the Northern Hemisphere in the Middle Permian time (Tazawa, 1991, 1998, 2000a, 2000b, 2002).

In this paper, two brachiopod species, *Kochiproductus* sp. and *Leptodus nobilis* (Waagen, 1883), from the lower part of the Oyakejima Formation (Wordian) in the Obama area, South Kitakami Belt are systematically described. The fossil specimens together with some other brachiopods were collected from dark grey sandy or muddy impure limestone of 1-5 m thick at two localities (KOG3, KOG7) by two students, T. Yokoyama (Tohoku University) and M. Adachihara (Chiba University) and by myself in the course of regional mapping in Ogatsu-Cho, Miyagi Prefecture. The grey impure limestones of the localities KOG3 and KOG7 are exposed on the western- and eastern wing of a NNE-SSW trending anticline, "Ogatsu anticline" (see Takizawa et al., 1990), and they are developed at about 10 m below from the base of grey

* Department of Geology, Faculty of Science, Niigata University, Niigata 950-2181, Japan
(Manuscript received 12 February, 2003; accepted 28 February, 2003)

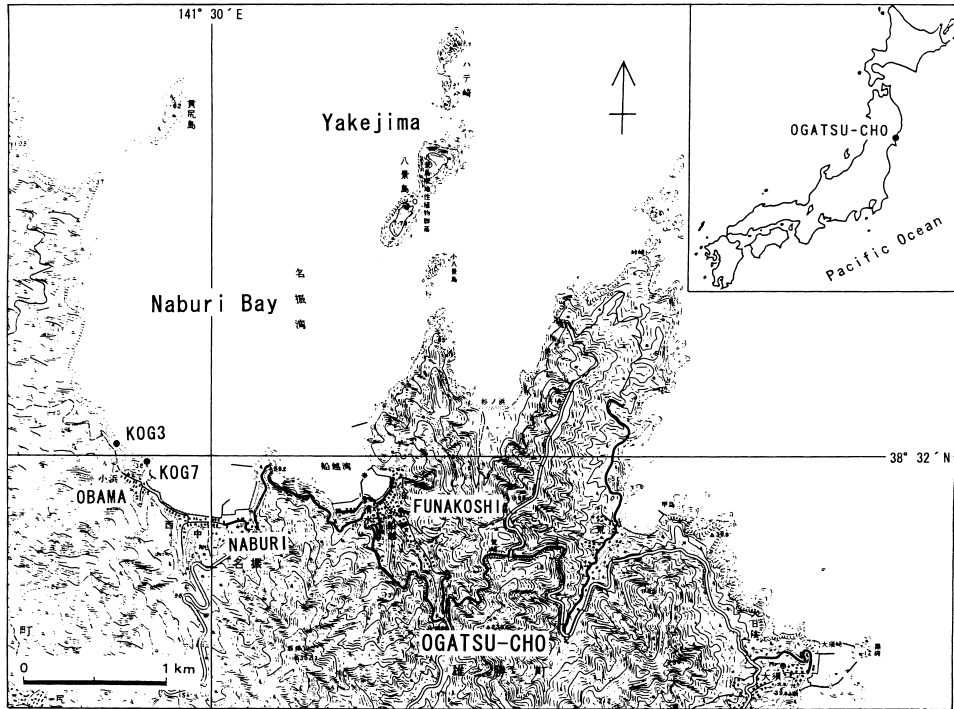


Fig. 1. Map showing the fossil localities, KOG3, KOG7, in the Obama area, southern Kitakami Mountains. Using the topographical maps of “Osu” and “Ogatsu” scale 1:25,000 published by the Geographical Survey of Japan.

limestone containing a fusulinacean *Lepidolina* sp. The geographical and stratigraphical positions of the fossil localities are shown on Fig. 1 and Fig. 2, respectively.

Kochiproductus is a typical Boreal-type genus. On the other hand, *Leptodus* is a typical Tethyan-type genus. Consequently the Obama fauna is one of the Boreal-Tethyan mixed brachiopod faunas of the South Kitakami Belt. This study agrees with and confirms Tazawa et al. (2000), who described a Middle Permian Boreal-Tethyan mixed brachiopod fauna consisting of 9 species from Yakejima, 3 km NE of Obama. The brachiopod specimens described herein are housed in the Department of Geology, Faculty of Science, Niigata University.

Distribution of *Kochiproductus* and *Leptodus*

Stratigraphical and geographical distributions of the genus *Kochiproductus*, all of the reliable *Kochiproductus* species, and *Leptodus nobilis* are summarized as follows, and their Permian geographical distributions are illustrated in Fig. 3. It is noteworthy that the coexistence of *Kochiproductus* and *Leptodus nobilis* is limited within a zone, named by Tazawa (1991) as

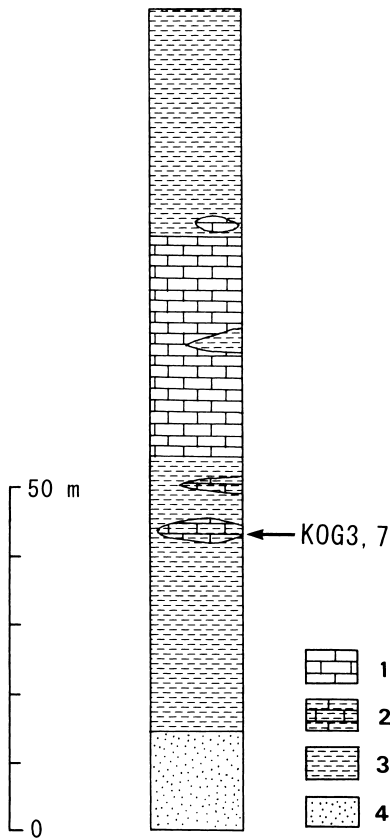


Fig. 2. Columnar section of the Oyakejima Formation in the Obama area, showing the stratigraphical position of the fossil localities, KOG3, KOG7 (redrawn and adapted from Takizawa et al., 1990). 1: Limestone, 2: Sandy or muddy impure limestone, 3: Sandy shale, 4: Sandstone.

the Inner Mongolian-Japanese Transitional Zone, which occupied the shallow sea between Mongolia and Sino-Korea continents in the Middle Permian.

Kochiproductus is distributed in the Middle Carboniferous (Bashkirian) of Taimyr, northern Russia (Ustritsky and Tschernjak, 1963); Upper Carboniferous (Kasimovian to Gzelian) of western Urals (Prokofiev, 1975; Alexandrov and Einor, 1979); Lower and Middle Permian of northern Yukon Territory (Bamber and Waterhouse, 1971; Shi and Waterhouse, 1996), Devon Island, Arctic Canada (Harker, 1960), Spitsbergen (Stepanov, 1937; Gobbett, 1963; Malkowski, 1988; Nakamura et al., 1992), east Greenland (Frebald, 1931, 1933; Frebold and Noe-Nygaard, 1938; Dunbar, 1955), Novaya Zemlya (Licharew and Einor, 1939; Kalashnikov and Ustritsky, 1981), Kanin Peninsula, northern Russia (Stepanov et al., 1975), Timan, northern Russia (Tschernyschew, 1902; Licharew, 1939; Kalashnikov, 1993), southern Urals (Kutorga, 1844), Pechora Basin, northern Russia (Solomina, 1957, 1960; Ifanova, 1972; Kalashnikov, 1983, 1986, 1993), Verkhoyansk (Kashirzew, 1959; Abramov, 1970; Solomina, 1970), Kolyma-Omolon, northern Russia (Zavodowsky, 1960; Zavodowsky and Stepanov, 1970), Xinjiang, northwest China (Wang and Yang, 1998), Gansu, northwest China (Ustritsky, 1963), southern Mongolia (Manankov, in Tatarinov et al., 1991), Zhesi, western

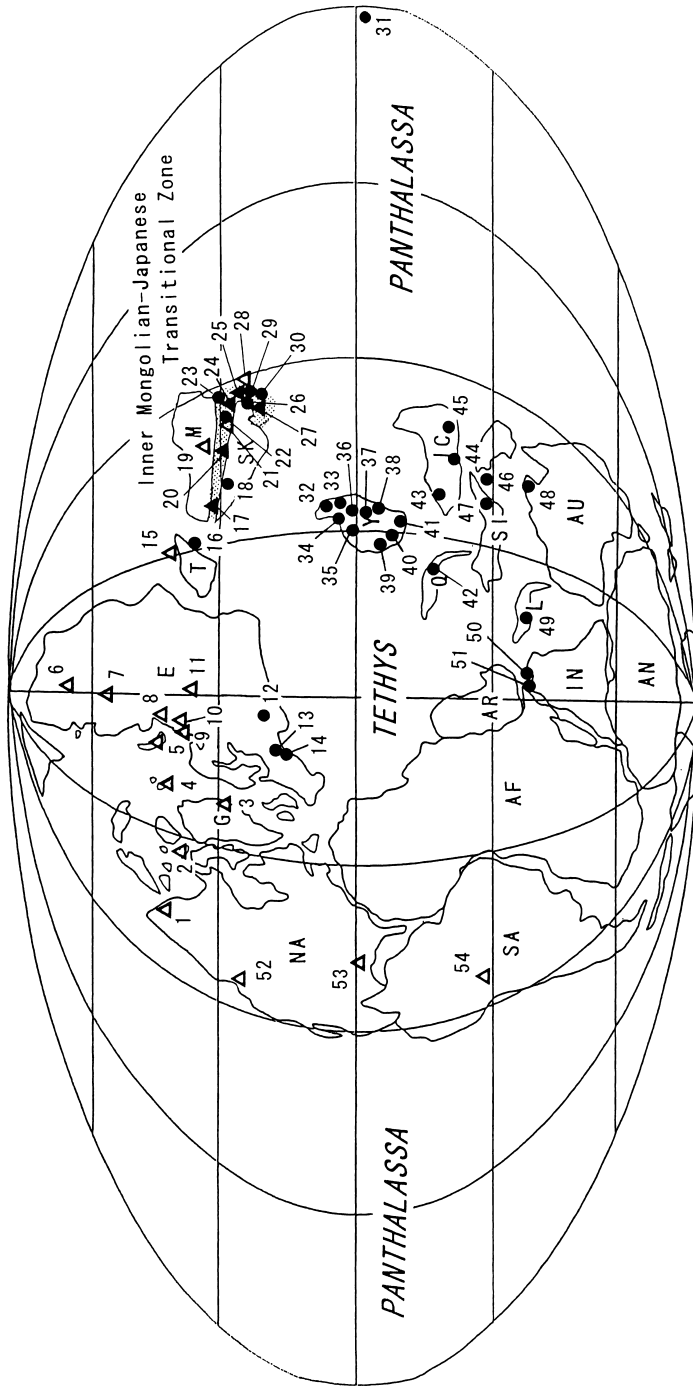


Fig. 3. Geographical distribution of *Kochiproductus* (Δ) and *Leptodus nobilis* (\bullet) in the Permian (plotted on the modified base map by Ziegler et al., 1996). The solid triangle (\blacktriangle) shows the coexistence of *Kochiproductus* and *Leptodus nobilis*. 1: northern Yukon Territory, 2: Devon Island, 3: east Greenland, 4: Spitsbergen, 5: Novaya Zemlya, 6: Kolyma-Omolon, 7: Verkhojansk, 8: Pechora Basin, 9: Kanin Peninsula, 10: Timan, 11: southern Urals, 12: Caucasus, 13: Bukk Mountains, 14: Slovenia-Croatia-Serbia, 15: Xinjiang, 16: Qinghai, 17: Gansu, 18: Shaanxi, 19: southern Mongolia, 20: Zhesi, 21: Dongujiminqi-Xiujiminqi, 22: Lindong-Huanggangliang, 23: Heilongjiang, 24: Jilin, 25: South Primorye, 26: Hida Gaien, 27: South Kitakami, 28: Okutadami, 29: Yakuno, 30: Akiyoshi, 31: Akasaka, 32: Zhejiang, 33: Fujian, 34: Anhui, 35: Hubei, 36: Jiangxi, 37: Hunan, 38: Guangdong, 39: Sichuan, 40: Guizhou, 41: Guangxi, 42: Tibet, 43: western Yunnan, 44: Laos, 45: Cambodia, 46: Timor, 47: Malaysia, 48: Port Keats, 49: Kumaon Himalayas, 50: Kashmir, 51: Salt Range, 52: British Columbia, 53: west Texas, 54: Pervian-Bolivian Basin.

Inner Mongolia (Grabau, 1931, Wang et al., 1964; Lee and Gu, 1976; Duan and Li, 1985), Dongujimqinqi-Xiuujimqinqi, eastern Inner Mongolia (Lee and Gu, 1976; Lee et al., 1983; Liu and Waterhouse, 1985; Tazawa et al., 2001), Jilin, northeast China (Lee et al., 1980), South Primorye, eastern Russia (Fredericks, 1924), Okutadami, central Japan (Tazawa, 2001a), South Kitakami, northeast Japan (Tazawa et al., 2000), British Colombia (Yole, 1963), west Texas (King, 1931; Cooper, 1957; Muir-Wood and Cooper, 1960; Cooper and Grant, 1975), Pervian-Bolivian Basin (d'Orbigny, 1842; Kozłowski, 1914; Chronic, 1953; Samtleben, 1971).

Leptodus nobilis (Waagen) is distributed in the Lower Permian (Kungurian) to Upper Permian (Changhsingian) of Slovenia-Croatia-Serbia (Albrecht, 1924; Simic, 1933; Ramovs, 1958; Sremac, 1986), Bukk Mountains, Hungary (Schréter, 1963), Caucasus Mountains (Licharew, 1932a, 1932b; Sarytcheva, 1964; Ruzhentsev and Sarytcheva, 1965), Qinghai, northwest China (Jin et al., 1979), Gansu, northwest China (Zhang et al., 1983), Shaanxi, north China (Zhang et al., 1983), Zhesi, western Inner Mongolia (Grabau, 1931; Lee and Gu, 1976; Duan and Li, 1985), Lindong-Huanggangliang, eastern Inner Mongolia (Lee et al., 1980; Gu and Zhu, 1985), Jilin, northeast China (Lee et al., 1980), Heilongjiang, northeast China (Lee et al., 1980), South Primorye, eastern Russia (Licharew and Kotlyar, 1978; Kotlyar, in Kotlyar and Zakharov, 1989), Hida Gaien, central Japan (Tazawa, 1987, 2001b; Tazawa and Matsumoto, 1998), South Kitakami, northeast Japan (Yabe, 1900; Hayasaka, 1917, 1922a; Tazawa, 1976, 1987, 2002; Minato et al., 1979; Tazawa and Ibaraki, 2001), Yakuno, southwest Japan (Mashiko, 1934; Shimizu, 1961), Akiyoshi, southwest Japan (Yanagida, 1996), Akasaka, central Japan (Tazawa et al., 1998), Zhejiang, east China (Wang et al., 1982; Liang, 1990), Fujian, east China (Wang et al., 1982; Zhu, 1990), Anhui, east China (Wang et al., 1982), Jiangxi, east China (Frech, 1911; Hayasaka, 1922b; Huang, 1936), Hubei, central-south China (Yang et al., 1977; Yang, 1984), Hunan, central-south China (Liao and Meng, 1986; Yang et al., 1977), Guangdong, central-south China (Yang et al., 1977; Zhan, 1979), Guangxi, central-south China (Yang et al., 1977), Guizhou, southwest China (Huang, 1932; Feng and Jiang, 1978), Sichuan, southwest China (Huang, 1932), Tibet, southwest China (Zhan and Wu, 1982), western Yunnan, southwest China (Huang, 1936; Fang and Fan, 1994), Laos (Mansuy, 1912), Cambodia (Mansuy, 1913, 1914; Termier and termier, 1960; Chi-Thuan, 1961), Timor (Hamlet, 1928; Wanner and Sieverts, 1935; Kato et al., 1999), Malaysia (Leman, 1994), Port Keats, northern Australia (Thomas, 1957), Kumaon Himalayas (Diener, 1897), Kashmir, India (Diener, 1915), Salt Range, Pakistan (Waagen, 1883; Noetling, 1904, 1905; Fredericks, 1916; Cooper and Grant, 1974; Grant, 1976).

Description of species

Order Productida Sarytcheva and Sokolskaya, 1959

Suborder Productidina Waagen, 1883

Superfamily Productoidea Gray, 1840
 Family Productidae Gray, 1840
 Subfamily Buxtoninae Muir-Wood and Cooper, 1960
 Tribe Buxtonini Muir-Wood and Cooper, 1960
 Genus *Kochiproductus* Dunbar, 1955

Kochiproductus sp.

Figs. 4.3, 4.4.

Kochiproductus sp. Tazawa, Takizawa and Kamada, p. 8, pl. 1, figs. 13a-c.

Material.—Two specimens from KOG3: (1) external cast of a ventral valve, NU-B627; (2) internal mould of a ventral valve, NU-B628.

Description.—Shell small to medium for genus, elongate-oval to subquadrate in outline; length 61 mm, width about 40 mm in the larger specimen (NU-B627), length 46 mm, width about 33 mm in the smaller specimen (NU-B628). Ventral valve gently convex in lateral profile, except for umbonal region, which strongly incurved over hinge; flanks steep; hinge slightly shorter than maximum width at just anterior to midvalve; ears large, triangular in shape; sulcus originating at umbo, narrow and moderately deep. External surface of ventral valve ornamented by numerous discontinuous costae swollen anteriorly to from spine bases, and several concentric rugae. Internal structures of ventral valve are obscure in the present material.

Remarks.—These specimens are safely assigned to the genus *Kochiproductus* by their size, shape and external ornament of ventral valve. The Kitakami species is characterized by its elongate and comparatively small shell.

Kochiproductus sultanaevi Kulikov and Stepanov (in Stepanov et al., 1975, p. 59, pl. 1, figs. 5, 6), from the Middle Permian (Ufimian) of Kanin Peninsula, is also a elongate and small to medium-sized species, but it differs from the present species in having much stronger spine bases on the ventral valve.

Kochiproductus elongatus Cooper and Grant (1975, p. 1049, pl. 358, figs. 4-6; pl. 360, fig. 3; pl. 361, figs. 9-11), from the upper Wolfcampian (Skinner Ranch Formation) and the lower Leonardian (Bone Spring Formation) of west Texas, has a elongate shell, but it differs from the present species in having larger and more strongly convex ventral valve.

Suborder Lyttoniida Williams, Harper and Grant, 2000
 Superfamily Lyttonioidea Waagen, 1883
 Family Lyttoniidae Waagen, 1883
 Subfamily Lyttoniinae Waagen, 1883
 Genus *Leptodus* Kayser, 1883

Leptodus nobilis (Waagen, 1883)

Figs. 4.1, 4.2.

- Lyttonia nobilis* Waagen, 1883, p. 398, pl. 29, figs. 1-3; pl. 30, figs. 1, 2, 5, 6, 8, 10, 11; Diener, 1897, p. 37, pl. 1, figs. 5-7; Noetling, 1904, p. 112, text-figs. 4-7; Noetling, 1905, p. 140, pl. 17, figs. 1, 2; pl. 18, figs. 1-11; text-fig. 2; Mansuy, 1913, p. 123, pl. 13, fig. 10; Mansuy, 1914, p. 32, pl. 6, figs. 7a-d; pl. 7, figs. 1a-e; Diener, 1915, p. 99, pl. 10, fig. 15; Albrecht, 1924, p. 289, figs. 1a, b; Grabau, 1931, pars, p. 285, pl. 28, figs. 4, 5 only; Huang, 1932, p. 89, pl. 7, figs. 9, 10; pl. 8, figs. 8, 9; pl. 9, figs. 1-8; text-figs. 8-11; Simic, 1933, p. 49, pl. 4, fig. 1.
- Lyttonia tenuis* Waagen, 1883, p. 401, pl. 30, figs. 3, 4, 7, 9.
- Lyttonia* sp. Yabe, 1900, p. 2, text-figs. 1, 2.
- Lyttonia richthofeni* (Kayser): Frech, 1911, pars, p. 135, pl. 20, figs. 2a, b only; Hayasaka, 1917, p. 43, pl. 18, figs. 1-8; Hayasaka, 1922a, p. 62, pl. 11, figs. 1-6; Hayasaka, 1922b, p. 103, pl. 4, figs. 12, 13; Licharew, 1932b, p. 56, 86, pl. 1, figs. 1-16; pl. 2, figs. 1, 2, 5, 7, 10, 12; pl. 3, figs. 2-7; pl. 4, figs. 1-17; pl. 5, figs. 1-4, 6; Mashiko, 1934, p. 182, text-fig.
- Lyttonia* cf. *tenuis* Waagen: Mansuy, 1912, p. 19, pl. 4, fig. 4; pl. 5, figs. 1a-e; Huang, 1936, p. 493, pl. 1, fig. 6.
- Oldhamina* (*Lyttonia*) *richthofeni* var. *nobilis* Waagen: Fredericks, 1916, p. 76, pl. 4, fig. 2; text-fig. 22.
- Lyttonia* (*Leptodus*) *richthofeni* Kayser: Hamlet, 1928, p. 31, pl. 6, figs. 1-4.
- Lyttonia* cf. *richthofeni* (Kayser): Huang, 1932, p. 87, pl. 8, figs. 4a, b.
- Lyttonia richthofeni* Kayser forma *nobilis* Waagen: Licharew, 1932a, p. 69, 96, pl. 2, figs. 13, 14; pl. 5, figs. 1-4, 6; text-fig. 3.
- Leptodus nobilis* (Waagen): Wanner and Sieverts, 1935, p. 249, pl. 9, figs. 27, 28; text-figs. 16-18; Ramovs, 1958, p. 497, pl. 2, fig. 3; pl. 10, fig. 3; Termier and Termier, 1960, p. 241, pl. 3, figs. 1-10; Chi-Thuan, 1961, p. 274, pl. 1, figs. 1a, b; Schr ter, 1963, pl. 3, figs. 5-8; Sarytcheva, 1964, p. 65, pl. 7, figs. 5-8; text-fig. 1; Ruzhentsev and Sarytcheva, 1965, pl. 39, figs. 6-8; Cooper and Grant, 1974, pl. 191, figs. 8, 9; Grant, 1976, pl. 43, figs. 18, 19; Lee and Gu, 1976, p. 267, pl. 162, figs. 1, 2; Tazawa, 1976, pl. 2, fig. 8; Yang et al., 1977, p. 371, pl. 147, fig. 5; Feng and Jiang, 1978, p. 269, pl. 100, fig. 2; Licharew and Kotlyar, 1978, pl. 14, figs. 13-15; Jin et al., 1979, p. 82, pl. 23, fig. 15; Minato et al., 1979, pl. 66, figs. 1, 4, 5; Zhan, 1979, p. 93, pl. 9, fig. 12; Lee et al., 1980, p. 389, pl. 172, figs. 15, 16; Wang et al., 1982, p. 229, pl. 95, fig. 20; Zhan and Wu, 1982, pl. 4, fig. 4; Zhang et al., 1983, p. 297, pl. 102, figs. 7, 8; Yang, 1984, p. 226, pl. 35, fig. 12; Gu and Zhu, 1985, pl. 1, figs. 31, 33, 34; Liao and Meng, 1986, p. 81, pl. 2, figs. 24, 25; Sremac, 1986, p. 30, pl. 10, figs. 1-2; Tazawa, 1987, text-fig. 1.11; Kotlyar, in Kotlyar and Zakharov, 1989, pl. 20, fig. 6; pl. 23, fig. 12; Liang, 1990, p. 225, pl. 40, figs. 1, 5; Fang and Fan, 1994, p. 83, pl. 23, figs. 1-3; pl. 30, fig. 5; Leman, 1994, pl. 1, figs. 3, 4; Tazawa and Matsumoto, 1998, p. 7,




Fig. 4. Brachiopods from the Oyakejima Formation in the Obama area. **1, 2:** *Leptodus nobilis* (Waagen), 1: internal mould of a ventral valve, NU-B490, 2: internal mould of a ventral valve, NU-B489, **3, 4:** *Kochiproductus* sp., 3: external cast of a ventral valve, NU-B627, 4a, 4b: internal mould of a ventral valve, NU-B628, (4b \times 2). (All figures are in natural size unless otherwise indicated).

pl. 2, figs. 7-12; Tazawa et al., 1998, p. 241, figs. 2.1, 2.2, 4; Kato et al., 1999, p. 47, figs. 4a, b; Tazawa, 2000b, figs. 3.14, 3.15, 7.1a, 7.1b; Tazawa and Ibaraki, 2001, p. 11, pl. 1, figs. 7-10; Tazawa, 2001b, p. 297, figs. 7.13-7.16; Tazawa, 2002, fig. 10.14.

Lyttonia cf. *nobilis* Waagen: Huang, 1936, p. 493, pl. 1, fig. 5.

Leptodus cf. *nobilis* (Waagen): Thomas, 1957, p. 177, pl. 20, figs. 1-6.

Leptodus richthofeni Kayser: Shimizu, 1961, pl. 18, figs. 14, 15; Schr ter, 1963, p. 106, pl. 3, fig. 4; Sarytcheva, 1964, p. 65, pl. 7, figs. 2-4; Yang et al., 1977, p. 372, pl. 147, fig. 10; Yang, 1984, p. 226, pl. 35, fig. 11; Duan and Li, 1985, p. 119, pl. 35, figs. 17-19.

Leptodus ivanovi Fredericks: Minato et al., 1979, pl. 66, fig. 3.

Leptodus sp. Minato et al., 1979, pl. 66, fig. 2; Tazawa, 1987, text-fig. 1.10; Yanagida, 1996, fig. 2.14.

Leptodus tenuis (Waagen): Wang et al., 1982, p. 229, pl. 86, fig. 14; pl. 88, fig. 6; pl. 100, fig. 7; Duan and Li, 1985, p. 119, pl. 35, figs. 14-16; Liang, 1990, p. 226, pl. 40, fig. 9; Zhu, 1990, p. 79, pl. 18, figs. 19-21; Fang and Fan, 1994, p. 83, pl. 23, figs. 4, 5; pl. 30, fig. 6. *Gubleria* sp. Zhu, 1990, p. 80, pl. 16, fig. 24.

Material.—Two specimens, from locality KOG7, internal moulds of two ventral valves, NU-B489, 490.

Remarks.—These specimens can be referred to *Leptodus nobilis* (Waagen, 1883), originally described from the Wargal and Chhidru Formations of the Salt Range, by their flat ventral valve with thick lateral ridges and nearly straight lateral lobes. The Obama specimens are more or less deformed. The dimensions of the better preserved specimen (NU-B489) with 9 pairs of lateral lobes are: length 16 mm, width 45 mm. Comparison with the type species, *Leptodus richthofeni* Kayser, 1883, was discussed by Tazawa (in Tazawa and Ibaraki, 2001, p. 13).

Acknowledgements

I thank Mr. Toshitaka Yokoyama and Mr. Michio Adachihara for providing brachiopod specimens and for information on geology of the fossil localities; Dr. Isao Niikawa of Niigata University for critical reading of the manuscript.

References

- Abramov, B.S., 1970, *Biostratigrafiya kamennougolnykh otlozheniy Sette-Dabana (Yuzhnoe Verkhoyane)*. Nauka, Moskva, 176 p. (in Russian)
- Albrecht, J., 1924, Paläontologische und stratigraphische Ergebnisse der Forschungsreise nach Westserbien 1918. *Abh. Wiss.Wien, Math.-Naturwiss.*, **99**, 289-307.
- Aleksandrov, V.A. and Einor, O.L., 1979, Brachiopody, In Einor, O.L., ed., *Atlas fauny i flory Srednego-Pozdnego karbona Bashkirii*, Nedra, Moskva, 203 p. (in Russian)
- Bamber, E.W. and Waterhouse, J.B., 1971, Carboniferous and Permian stratigraphy and paleontology, northern Yukon Territory, Canada. *Bull. Canad. Petrol. Geol.*, **19**, 29-250.
- Chi-Thuan, T., 1961, Les brachiopodes permians du Phnom-Tup (Sisophon-Cambodge). *Ann. Fac. Sci. Saigon*, 1961, 267-308.
- Chronic, J., 1953, Systematic paleontology: Brachiopoda. In Newell, N.D., Chronic, J. and Roberts, T.G., Upper Paleozoic of Peru. *Geol. Soc. Amer. Mem.*, **58**, 49-108.
- Cooper, G.A., 1957, Permian brachiopods from central Oregon. *Smithson. Miscel. Coll.*, **134**, 1-79.
- Cooper, G.A. and Grant, R.E., 1974, Permian brachiopods of west Texas, 2. *Smithson. Contr. Paleobiol.*, no. 15, 233-793.
- Cooper, G.A. and Grant, R.E., 1975, Permian brachiopods of west Texas, 3. *Smithson. Contr. Paleobiol.*, no. 19, 795-1921.
- Diener, C., 1897, Himalayan fossils, vol. 1, pt. 3. The Permocarboniferous fauna of Chitichun, No. 1. *Palaeontologia Indica, Ser. 15*, **1**, pt. 3, 1-105.
- Diener, C., 1915, The Anthracolithic faunae of Kashmir, Kanaur and Spiti. *Palaeontologia*

- Indica, N. S.*, **5**, 1-135.
- Duan, C. and Li, W., 1985, Descriptions of fossils; Phylum Brachiopoda. In Ding, Y., Xia, G., Duan, C. and Li, W., Study on the Early Permian stratigraphy and fauna in Zhesi district, Nei Mongol Zizhiqu (Inner Mongolia). *Bull. Tianjin Inst. Geol. Min. Res., Chinese Acad. Geol. Sci.*, no. 10, 99-145, 199-214. (in Chinese)
- Dunbar, C.O., 1955, Permian brachiopod faunas of central East Greenland. *Meddel. Grønland*, **110**, 1-169.
- Fang, R. and Fan, J., 1994, *Middle to Upper Carboniferous-Early Permian Gondwana facies and palaeontology in western Yunnan*. Yunnan Sci. Tech. Press, Kunming, 121 p. (in Chinese)
- Feng, R. and Jiang, Z., 1978, Phylum Brachiopoda. In Geological and Palaeontological Team of Guizhou, ed., *Palaeontological atlas of southwest China; Guizhou, pt. 2. Carboniferous to Quaternary*, Geol. Pub. House, Beijing, 231-305. (in Chinese)
- Frebold, H., 1931, Das marine Oberkarbon Ostgrönlands. Leitende Fauna, Altersstellung, Palaeogeographie. *Meddel. Grønland*, **84**, no. 2, 1-88.
- Frebold, H., 1933, Weitere Beiträge zur Kenntnis des oberen Paläozoikums Ostgrönlands, 1. Die Fauna und stratigraphische Stellung der oberpaläozoischen weissen Blöcke (Kap Stosch Formation) Ostgrönlands. *Meddel. Grønland*, **84**, no. 7, 1-61.
- Frebold, H. and Noe-Nygaard, A., 1938, Marines Jungpaleozoikum und Mesozoikum von der Traill-Insel (Ostgrönland). *Meddel. Grønland*, **119**, 1-37.
- Frech, F., 1911, Die Dyas. In Richthofen. F. von, ed., *China, Fünfter Band*, Dietrich Reimer, Berlin, 103-137.
- Fredericks, G., 1916, The palaeontological notes, 2. On some Upper Palaeozoic Brachiopoda of Eurasia. *Mém. Com. Géol., N. S.*, **156**, 1-87. (in Russian)
- Fredericks, G., 1924, Ussuriyskiy verkhniy paleozoy, 1. Brachiopoda. *Mater. Geol. Polezn. Iskopaem. Dalnego Vostoka*, no. 28, 1-52. (in Russian)
- Gobbett, D.J., 1963, Carboniferous and Permian brachiopods of Svalbard. *Norsk Polarinst. Skrift.*, no. 127, 1-201.
- Grabau, A.W., 1931, The Permian of Mongolia. In Reeds, C.A., ed., *Natural history of Central Asia, vol. 4*. Amer. Mus. Nat. Hist., New York, 665 p.
- Grant, R.E., 1976, Permian brachiopods from southern Thailand. *Jour. Paleontology*, **50**, 1-269.
- Gray, J.E., 1840, *Synopsis of the contents of the British Museum*, 42nd edit. London, 370 p.
- Gu, F. and Zhu, R., 1985, Lower Permian brachiopods from Lin-Dong, Nei Mongol. *Bull. Shenyang Inst. Geol. Min. Res., Chinese Acad. Geol. Sci.*, no. 12, 74-97. (in Chinese)
- Hamlet, B., 1928, Permische Brachiopoden, Lamellibranchiaten und Gastropoden von Timor. *Jaar. Mijnw. Ned.-Indie*, **56**, 1-115.
- Harker, P., 1960, Corals, brachiopods and molluscs of Grinnell Peninsula. In Harker, P. and Thorsteinsson, R., Permian rocks and faunas of Grinnell Peninsula, Arctic Archipelago. *Geol. Surv. Canada, Mem.*, **309**, 39-79.
- Hayasaka, I., 1917, On the brachiopod genus *Lyttonia* with several Japanese and Chinese examples. *Jour. Geol. Soc. Tokyo*, **24**, 43-53.
- Hayasaka, 1922a, Some Permian brachiopods from the Kitakami Mountains. *Japan. Jour. Geol. Geogr.*, **1**, 51-70.
- Hayasaka, I., 1922b, Paleozoic Brachiopoda from Japan, Korea and China. *Sci. Rep., Tohoku Imp. Univ., 2nd Ser.*, **6**, 1-116.
- Huang, T.K., 1932, Late Permian Brachiopoda of southwestern China. *Palaeontologia Sinica, Ser. B*, **9**, fasc. 1, 1-138.
- Huang, T.K., 1936, On the occurrence of *Lyttonia* in the Wolfcamp Series of the Glass Mountains of Texas with notes on lyttonids from southwestern China. *Bull. Geol. Soc. China*, **15**, 489-493.
- Ifanova, V.V., 1972, Permskie brachiopody Pechorskogo basseyna. In Ifanova, V.V. and

- Semenova, F.G., *Srednekamennougolnye i permskie brakhiopody vostoka i severa evropeyskoy chasti SSSR*, Nauka, Moskva, 72-161. (in Russian)
- Jin, Y., Ye, S., Xu, H. and Sun, D., 1979, Phylum Brachiopoda. In Nanjing Institute of Geology and Palaeontology, Academia Sinica and Qinghai Institute of Geology, eds., *Palaeontological atlas of northwest China; Qinghai volume, pt. 1*, Geol. Pub. House, Beijing, 60-217. (in Chinese)
- Kalashnikov, N.V., 1983, Brakhiopody. In Meyen, S.V., ed., *Paleontologicheskiiy atlas permskikh otlozheniy Pechorskogo ugolnogo basseyna*. Hauka, Leningrad, 203-221. (in Russian)
- Kalashnikov, N.V., 1986, Brakhiopody. In Gorskii, V.P. and Kalmykova, M.A., eds., *Atlas kharakternykh kompleksov permskoi fauny i flory Urala: Russkoi platformy, Tr. VSEGEI*, **331**, 29-30, 89-94. (in Russian)
- Kalashnikov, N.V., 1993, *Brakhiopody permi Evropeyskogo Severa Rossii*. Nauka, St. Peterburg, 151 p. (in Russian)
- Kalashnikov, N.V. and Ustritsky, V.I., 1981, Kharakteristika funy i flory; Brakhiopody. In Ustritsky, V.I., ed., *Permskie otlozheniya Novoy Zemli*, Nauka, Leningrad, 51-67. (in Russian)
- Kashirzew, A.S., 1959, *Polevoy atlas fauny permskikh otlozheniy Severo-Vostoka SSSR*. Akad. Nauk SSSR, Moskva, 85 p. (in Russian)
- Kato, M., Takeuchi, K., Hendarsyah, A. and Sundari, D., 1999, On the occurrence of the Permian brachiopod genus *Leptodus* in Timor. *Geol. Res. Develop. Contr., Bandung, Paleontology Series*, no. 9, 43-51.
- Kayser, E., 1883, Obercarbonische Fauna von Lo-Ping. In Richthofen, F. von, ed., *China, Vierter Band*, Dietrich Reimer, Berlin, 160-208.
- King, R.E., 1931, The geology of the Glass Mountains, Texas, pt. 2. Faunal summary and correlation of the Permian formations with description of Brachiopoda. *Univ. Texas Bull.*, no. 3042, 1-245.
- Kotlyar, G.V. and Zakharov, Yu. D., 1989, *Pozdnepermskiy etap evolyutsii organicheskogo mira; Midiyskiy yarus SSSR*. Nauka, Leningrad, 182 p. (in Russian)
- Kozlowski, R., 1914, Les brachiopodes du Carbonifère supérieur de Bolivie. *Ann. Paléontologie*, **9**, 1-100.
- Kutorga, S., 1844, Zweiter Beitrag zur Palaeontologie Russlands. *Russ-Kais. Min. Ges. St. Petersburg Verh.*, 1844, 62-104.
- Lee, L. and Gu, F., 1976, Carboniferous and Permian Brachiopoda. In Geological Bureau of Nei Mongol and Geological Institute of northeast China, eds., *Palaeontological atlas of northeast China; Nei Mongol, pt. 1. Palaeozoic volume*, Geol. Pub. House, Beijing, 228-306. (in Chinese)
- Lee, L., Gu, F. and Li, W., 1983, Early Permian productids from Xi Ujimqin Qi, Nei Mongol Autonomous. *Prof. Pap. Stratigraphy and Palaeontology.*, no. 11, 71-82. (in Chinese)
- Lee, L., Gu, F. and Su, Y., 1980, Carboniferous and Permian Brachiopoda. In Shenyang Institute of Geology and Mineral Resources, ed., *Palaeontologicaal atlas of northeast China, pt. 1. Palaeozoic volume*, Geol. Pub. House, Beijing, 327-428. (in Chinese)
- Leman, M.S., 1994, The significance of Upper Permian brachiopods from Merapoh area, northwest Pahang. *Geol. Soc. Malaysia, Bull.*, **35**, 113-121.
- Liang, W., 1990, Lengwu Formation of Permian and its brachiopod fauna in Zhejiang Province. *Geol. Mem. Minist. Geol. Min. Res., P. R. China, Ser. 2*, no. 10, 1-522. (in Chinese)
- Liao, Z. and Meng, F., 1986, Late Chanxianian brachiopods from Huatang of Xian County, southern Hunan. *Mem. Nanjing Inst. Geol. Palaeont., Acad. Sinica*, no. 22, 71-94. (in Chinese)
- Licharew, B.K., 1932a, Fauna permskikh otlozheniy Severnogo Kavkaza, 1. Brachiopoda, Podsem. Orthotetinae Waagen. *Tr. VGRO*, fasc. 215, 3-54. (in Russian)

- Licharew, B.K., 1932b, Fauna permskikh otlozheniy Severnogo Kavkaza, 2. Brachiopoda, Sem. Lytoniidae Waagen. *Tr. VGRO*, fasc. 215, 55-84. (in Russian)
- Licharew, B.K., 1939, Klass Brachiopoda. In Gorsky, I., ed., *Atlas rukovodyaschikh form iskopaemykh faun SSSR, tom 5. Spodniy i verkhniy otdely kamennougolnoy sistemy*, GONTI, Leningrad, 79-113. (in Russian)
- Licharew, B.K. and Einor, O.L., 1939, Paleontologiya sovetской arktiki, materialy k poznaniya verkhnepaleozoyiskikh faun Novoy Zemli, Brachiopoda. *Tr. Arktich. In-ta*, **127**, 1-245. (in Russian)
- Licharew, B.K. and Kotlyar, G.V., 1978, Permskie brachiopody Yuzhnogo Primorya. In Popeko, L.I., ed., *Verkhniy Paleozoy Severo-Vostochnoy Azii, Dalnovpstochn.* Nauch. Chentr, Akad. Nauk SSSR, Vladivostok, 63-75. (in Russian)
- Liu, F. and Waterhouse, J.B., 1985, Permian strata and brachiopods from Xiujimqinqi region of Neimongol (Inner Mongolia) Autonomous Region, China. *Pap. Dep. Geol. Univ. Qd.*, **11**, 1-44.
- Malkowskyi, K., 1988, Paleocology of Productacea (Brachiopoda) from the Permian Kapp Starostin Formation, Spitsbergen. *Polish Polar Res.*, **9**, 3-60.
- Mansuy, H., 1912, Mission du Laos, 1. Géologie des environs de Luang-Prabang. *Mém. Serv. Géol. l'Indochine*, **1**, 1-32.
- Mansuy, H., 1913, Faunes des calcaires a productus de l'Indochine, Première serie. *Mém. Serv. Géol. l'Indochine*, **2**, 1-132.
- Mansuy, H., 1914, Faunes des calcaires a productus de l'Indochine, Deuxième série. *Mém. Serv. Géol. l'Indochine*, **3**, 1-59.
- Mashiko, K., 1934, Discovery of *Lyttonia* in a limestone exposed at Takauti, Nakayakuno-mura, Amata-gun, Kyoto Prefecture. Japan. *Jour. Geol. Geogr.*, **11**, 181-183.
- Minato, M., Hunahashi, M., Watanabe, J. and Kato, M., eds., 1979, *Variscan geohistory of northern Japan: The Abean Orogeny*. Tokai Univ. Press, Tokyo, 427 p.
- Muir-Wood, H.M. and Cooper, G.A., 1960, Morphology, classification and life habits of the Productoidea (Brachiopoda). *Geol. Soc. Amer., Mem.*, **81**, 1-135.
- Nakamura, K. and Tazawa, J., 1990, Faunal provinciality of the Permian brachiopods in Japan. In Ichikawa, K., Mizutani, S., Hara, I., Hada, S. and Yao, A., eds., *Pre-Cretaceous terranes of Japan*, Publication of IGCP Project No. 224, Nippon Insatsu Shuppan, Osaka, 313-320.
- Nakamura, K., Tazawa, J. and Kumon, F., 1992, Permian brachiopods of the Kapp Starostin Formation, west Spitsbergen. In Nakamura, K., ed., *Investigations on the Upper Carboniferous-Upper Permian succession of west Spitsbergen 1989-1991*, Hokkaido Univ., Sapporo, 77-95.
- Noetling, F., 1904, Ueber den Bau und die Organisation der Lytoniidae Waagen. *Verhandl. Deut. Zool. Gesell.*, 1904, 103-122.
- Noetling, F., 1905, Untersuchungen über die Familie Lytoniidae Waag. emend. Noetling. *Palaeontographica*, **51**, 129-154.
- Orbigny, A. d', 1842, *Voyages dans l'Amerique Méridionale de 1826-1833, tome 3, pt. 4. Paléont.*, Pitois-Levrault, Paris, 188 p.
- Prokofiev, V.A., 1975, Brachiopody verkhnego karbona Samarskoy luki. *Tr. Bsesoyuz. Nauch.-Issled. Geol. Razved Neft. Inst.*, no. 162, 1-144. (in Russian)
- Ramovs, A., 1958, Razvoj zgornjega perma v Loskih in Polhograjskih hribih. *Razprave, Dissertationes*, **4**, 451-622.
- Ruzhentsev, V.E. and Sarytcheva, T.G., 1965, Razvitie i smena morskikh organizmov na rubezhe Paleozoya i Mesozoya. *Tr. Paleont. Inst.*, **108**, 1-431. (in Russian)
- Samtleben, C., 1971, Zur Kenntnis der Produktiden und Spiriferiden des bolivianischen Unterperms. *Beih. Geol. Jb.*, **111**, 1-163.
- Sarytcheva, T.G., 1964, Oldgaminoidnyye brachiopody iz permi Zakavkazya.

- Paleontologicheskii Zhurnal*, 1964, no. 3, 58-72. (in Russian)
- Sarytcheva, T.G. and Sokolskaya, A.N., 1959, O klassifikatsin lozhnoporistykh brachiopod. *Doklady, Akad. Nauk SSSR*, **125**, 181-184. (in Russian)
- Schréter, Z., 1963, A Bükkhegység felső-permi Brachiopodái. *Geologica Hungarica, Ser. Palaeontologica*, **28**, 79-179.
- Shi, G.R. and Waterhouse, J.B., 1996, Lower Permian brachiopods and mollusks from the upper Jungle Creek Formation, northern Yukon Territory, Canada. *Geol. Surv. Canada, Bull.*, **424**, 1-241.
- Shimizu, D., 1961, Brachiopod fossils from the Permian Maizuru Group. *Mem. Coll. Sci., Univ. Kyoto, Ser. B*, **27**, 309-350.
- Simic, V., 1933, Gornji Perm u zapadnoj Sibiji: Das Oberperm in Westserbien. *Raspr. Geol. Inst. Kralj. Jugoslavije*, **1**, 1-130.
- Solomina, R.V., 1957, Nekotorye novoye vidy iz nizhnepersmskikh otlozheniy Pay-Khoya. *Sbornik Statey po Paleontol. Biostratigr.*, no. 6, 69-83. (in Russian)
- Solomina, R.V., 1960, Nekotorye permskie brachiopody Pay-Khoya. *Sbornik Statey po Paleontol. Biostratigr.*, no. 19, 24-73. (in Russian)
- Solomina, R.V., 1970, Opisanie fauny i flory; Brachiopody. In Menner, V.V., Sarytcheva, T.G. and Tschernjak, G.E., eds., *Stratigrafiya kamennougolnykh i permskikh otlozheniy Severnogo Verkhoyanya. Tr. NIIGA*, **154**, 70-113. (in Russian)
- Sremac, J., 1986, Middle Permian brachiopods from the Velebit Mts. (Croatia, Yugoslavia). *Palaeontologia Jugoslavica*, **35**, 1-43.
- Stepanov, D.L., 1937, Permskie brachiopody Spitsbergena. *Tr. Arkt. Inst.*, **76**, 105-192. (in Russian)
- Stepanov, D.L., Kulikov, M.V. and Sultanaev, A.A., 1975, Stratigrafiya i brachiopody verkhnepersmskikh otlozheniy poluostrova Kanin. *Vestnik Leningradskogo Univ.*, no. 6, 51-65. (in Russian)
- Takizawa, F., Kamada, K., Sakai, A. and Kubo, K., 1990, *Quadrangle series, scale 1:50,000, Geology of the Toyoma district*. Geol. Surv. Japan, 126 p. (in Japanese)
- Tatarinov, L.P., Luvsandansan, B., Afanasjeva, G.A., Barsbold, R., Morozova, I.P., Novitskaja, L.I., Rasnitsyn, A.P., Reschetov, V.Yu., Posanov, A.Yu., Sysoev, V.A. and Trofimov, B.A., eds., 1991, *Permskie bespozvonochnye Yuzhnoy Mongolii*. Nauka, Moskva, 173 p. (in Russian)
- Tazawa, J., 1976, The Permian of Kesenuma, Kitakami Mountains: A preliminary report. *Earth Science (Chikyu Kagaku)*, **30**, 175-185.
- Tazawa, J., 1979, Middle Permian brachiopods from Matsukawa, Kesenuma region, southern Kitakami Mountains. *Saito Ho-on Kai Mus. Nat. Hist., Res. Bull.*, no. 47, 23-35.
- Tazawa, J., 1987, Permian brachiopod faunas of Japan and their palaeobiogeography. *Chikyu Monthly (Gekkan Chikyu)*, **9**, 252-255. (in Japanese)
- Tazawa, J., 1991, Middle Permian brachiopod biogeography of Japan and adjacent regions in east Asia. In Ishii, K., Liu, X., Ichikawa, K. and Huang, B., eds., *Pre-Jurassic geology of Inner Mongolia, China: Report of China-Japan Cooperative Research Group, 1987-1989*, Matsuya Insatsu, Osaka, 213-230.
- Tazawa, J., 1998, Pre-Neogene tectonic divisions and Middle Permian brachiopod faunal provinces of Japan. *Proc. Roy. Soc. Vict.*, **110**, 281-288.
- Tazawa, J., 2000a, The Palaeozoic of the Hida Gaien, South Kitakami and Kurosegawa Belts: Correlation and tectonic history. *Mem. Geol. Soc. Japan*, no. 56, 39-52. (in Japanese)
- Tazawa, J., 2000b, Permian brachiopod faunas and pre-Neogene tectonics in the Inner Side of Southwest Japan. *Monograph (Chidanken Senpo)*, no. 49, 5-22. (in Japanese)
- Tazawa, J., 2001a, A Permian Boreal brachiopod fauna from Okutadami, central Japan, and its tectonic implication. In Brunton, C.H.C., Cocks, L.R.M. and Long, S.L., eds., *Brachiopods*

- Past and Present*, The Systematic Association Special Volume Series 63, Taylor & Francis, London, 373-383.
- Tazawa, J., 2001b, Middle Permian brachiopods from the Moribu area, Hida Gaaien Belt, central Japan. *Paleontological Research*, **5**, 283-310.
- Tazawa, J., 2002, Late Paleozoic brachiopod faunas of the South Kitakami Belt, northeast Japan, and their paleogeographic and tectonic implications, *The Island Arc*, **11**, 287-301.
- Tazawa, J. and Ibaraki, Y., 2001, Middle Permian brachiopods from Setamai, the type locality of the Kanokura Formation, southern Kitakami Mountains, northeast Japan. *Sci. Rep., Niigata Univ., Ser. E*, no. 16, 1-33.
- Tazawa, J. and Matsumoto, T., 1998, Middle Permian brachiopods from the Oguradani Formation, Ise district, Hida Gaaien Belt, central Japan. *Sci. Rep., Niigata Univ., Ser. E*, no. 13, 1-19.
- Tazawa, J., Ono, T. and Hori, M., 1998, Two Permian lyttoniid brachiopods from Akasaka, central Japan. *Paleontological Research*, **2**, 239-245.
- Tazawa, J., Shen, S. and Shi, G.R., 2001, Middle Permian brachiopods from the Dongujimqinqi area, Inner Mongolia, China. *Sci. Rep., Niigata Univ., Ser. E*, no. 16, 35-45.
- Tazawa, J., Takizawa, F. and Kamada, K., 2000, A Middle Permian Boreal-Tethyan mixed brachiopod fauna from Yakejima, southern Kitakami Mountains, NE Japan. *Sci. Rep., Niigata Univ., Ser. E*, no. 15, 1-21.
- Termier, H. and Termier, G., 1960, Contribution á la classification des Brachiopodes: le lophophore des Collolophides nov. ord.; Appendice. Les Oldhaminidés du Cambodge. *Soc. Géol. France, Bull., Sér. 7*, **1**, 233-243.
- Thomas, G.A., 1957, Oldhaminid brachiopods in the Permian of northern Australia. *Jour. Palaeont. Soc. India*, **2**, 174-182.
- Tschernyschew, F., 1902, Verkhnekamennougolnyya brakhiopody Urala i Timana. *Tr. Geol. Kom.*, **16**, 1-749. (in Russian)
- Ustritsky, V.I., 1963, Phylum Brachiopoda. In Ustritsky, V.I. et al., Permian stratigraphy and faunas of the Beishan region, western Gansu. *Mem. Geol. Inst., Ministry Geol. Min., P. R. China, Ser. B*, **5**, 6-35. (in Chinese)
- Ustritsky, V.I. and Tschernjak, G.E., 1963, Biostratigrafiya i brakhiopody verkhnego paleozoya Taymira. *Tr. NIIGA*, **134**, 1-139. (in Russian)
- Waagen, W., 1883, Salt Range fossils, 1. Productus-Limestone fossils. *Palaeontologia Indica, Ser. 13*, **1**, 391-546.
- Wang, C. and Yang, S., 1998, *Late Carboniferous-Early Permian brachiopods of central Xinjiang and their biostratigraphical studies*. Geol. Pub. House, Beijing, 156 p. (in Chinese)
- Wang, G., Liu, Q., Jin, Y., Hu, S., Liang, W. and Liao, Z., 1982, Phylum Brachiopoda. In Nanjing Institute of Geology and Mineral Resources, ed., *Palaeontological atlas of east China*, Geol. Pub. House, Beijing, 186-256. (in Chinese)
- Wang, Y., Jin, Y. and Fang, D., 1964, *Brachiopod fossils of China, pt. 1*. Sci. Press, Beijing, 354 p. (in Chinese)
- Wanner, J. and Sieverts, H., 1935, Zur Kenntnis der permischen Brachiopoden von Timor, 1. Lyttoniidae und ihre biologische und stammesgeschichtliche Bedeutung. *Neu. Jahr. Min. Geol. Palaeont., Ser. B*, **74**, 201-281.
- Williams, A., Harper, D.A.T. and Grant, R.E., 2000, Lyttoniida. In Williams, A., Brunton, C.H.C. and Carlson, S.J., eds., *Treatise on Invertebrate Paleontology, pt. H. Brachiopoda Revised, vol. 3. Linguliformea, Craniiformea, and Rhynchonelliformea (part)*, Geol. Soc. Amer., Boulder and Univ. Kansas, Lawrence, 619-642.
- Yabe, H., 1900, The brachiopod *Lyttonia* from Rikuzen Province. *Jour. Geol. Soc. Tokyo*, **7**, 1-4.
- Yanagida, J., 1996, Permian brachiopods from the Tsunemori Formation, SW Japan, and their

- paleobiogeographic implication. In Copper, P. and Jin, J., eds., *Brachiopods*, A.A. Balkema, Rotterdam, 313-315.
- Yang, D., 1984, Systematic description of palaeontology: Brachiopoda. In Yichang Institute of Geology and Mineral resources, ed., *Biostratigraphy of the Yangtze Gorge area, (3) Late Palaeozoic Era*, Geol. Pub. House, Beijing, 203-239, 330-333, 387-396. (in Chinese)
- Yang, D., Ni, S., Chang, M. and Zhao, R., 1977, Phylum Brachiopoda. In Hubei Institute of Geological Science et al., eds., *Palaeontological atlas of mid-south China, pt. 2. Late Palaeozoic volume*, Geol. Pub. House, Beijing, 303-470. (in Chinese)
- Yole, R.W., 1963, An Early Permian fauna from Vancouver Island, British Columbia. *Bull. Cand. Petr. Geol.*, **11**, 138-149.
- Zavodowsky, V.M., 1960, Novye vidy permskikh brachiopod basseyna Kolymy i Okhotskogo poberezhya. *Materialy po Geol. i Polezn. Iskop. Severo-Vostoka SSSR*, no. 14, 61-73. (in Russian)
- Zavodowsky, V.M. and Stepanov, D.L., 1970, Brachiopody. In Zavodowsky, V.M., Stepanov, D.L., Balashova, E.A., Eltyshova, R.S., Lobanova, O.V., Lyutkevich, E.M., Miklukho-Maklay, A.D., Nekhoroshev, V.P., Popov, Yu.N., Radchenko, G.P. and Sokolov, B.S., *Polevoy atlas permskoy fauny i flory Severo-Vostoka SSSR*, Magadanskoe Knizhnoe Izdatelstvo, Magadan, 70-182. (in Russian)
- Zhan, L., 1979, Descriptions of fossils: Brachiopoda. In Hou, H., Zhan, L., Chen, B. et al., *The coal-bearing strata and fossils of Late Permian from Guangtung*, Geol. Pub. House, Beijing, 61-100. (in Chinese)
- Zhan, L. and Wu, R., 1982, Early Permian brachiopods from Xainza district, Xizang (Tibet). In CGQXP Editorial Committee, Ministry of Geology and Mineral Resources, P. R. China, eds., *Contribution to the geology of the Qinghai-Xizang (Tibet) Plateau, vol. 7*, Geol. Pub. House, Beijing, 86-109. (in Chinese)
- Zhang, Y., Fu, L., Ding, P. and Qi, W., 1983, Phylum Brachiopoda. In Xian Institute of Geology and Mineral Resources, ed., *Palaeontological atlas of northwest China, Shaanxi, Gansu and Ningxia volume, pt. 2. Upper Palaeozoic*, Geol. Pub. House, Beijing, 244-425. (in Chinese)
- Zhu, T., 1990, *The Permian coal-bearing strata and palaeobiocoenosis of Fusian*. Geol. Pub. House, Beijing, 127 p. (in Chinese)
- Ziegler, A.M., Hulver, M.L. and Rowley, D.B., 1996, Permian world topography and climate. In Martini, I.P., ed., *Late glacial and postglacial environmental changes—Quaternary, Carboniferous-Permian and Proterozoic*, Oxford Univ. Press, New York, 1-37.